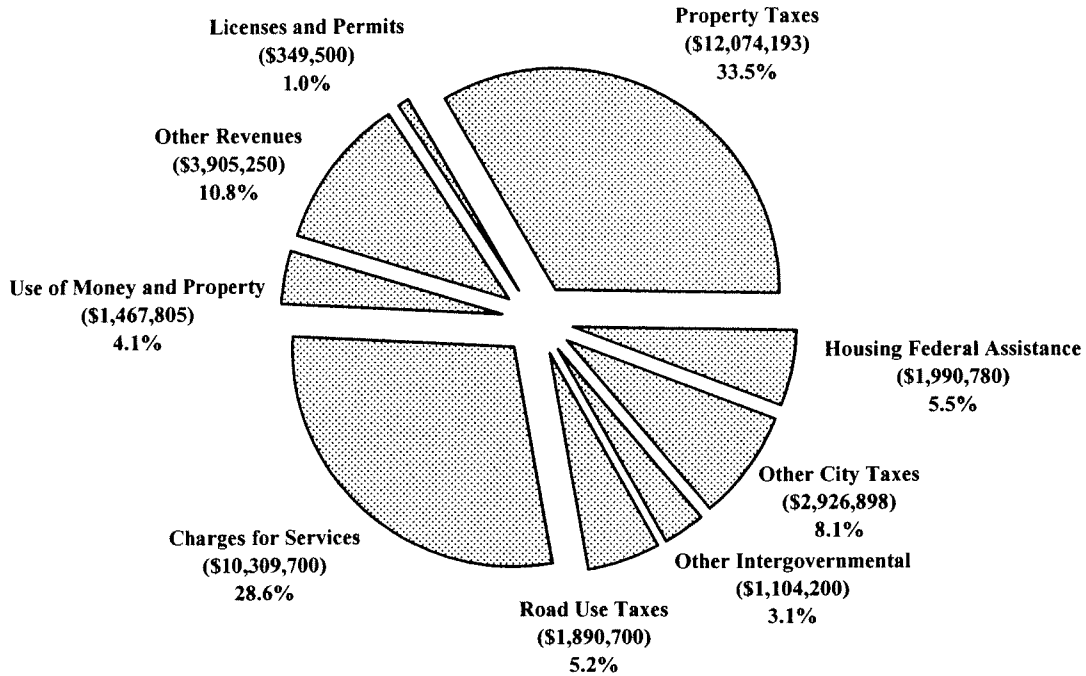
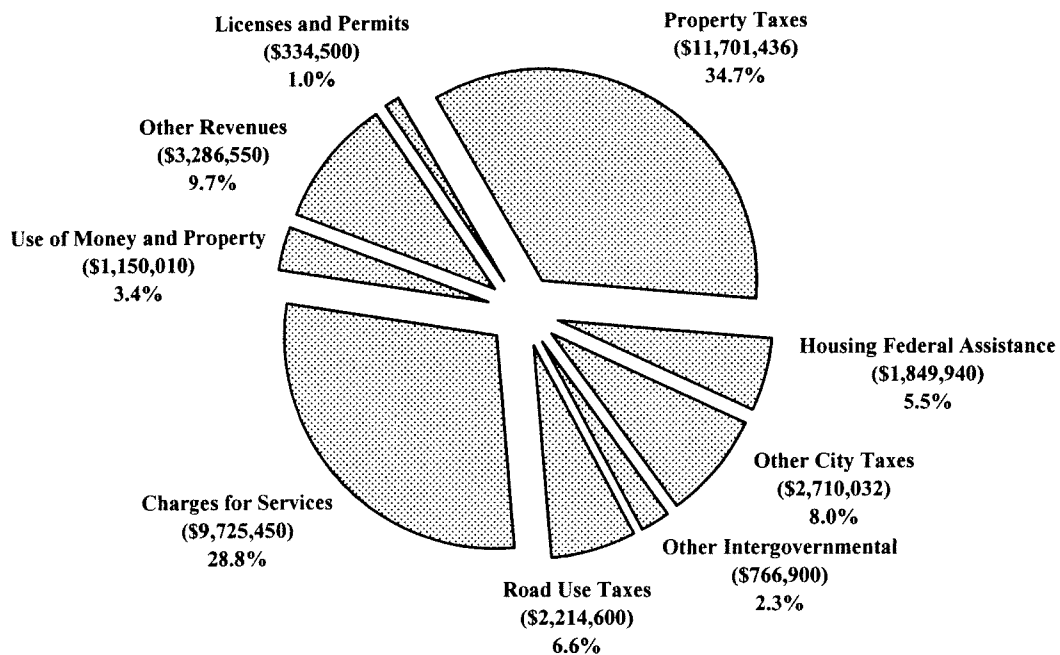


**All City Operating Revenues By Source
Budget 2007/2008
\$36,019,026**



**All City Operating Revenues By Source
Budget 2006/2007
\$33,739,418**

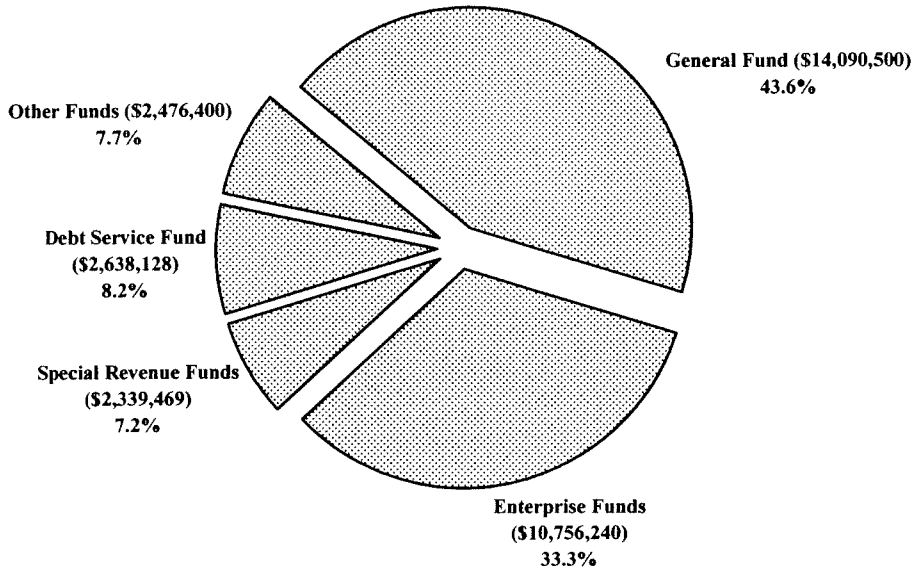


**All City Funds Operating Revenues
Reconciliation Information**

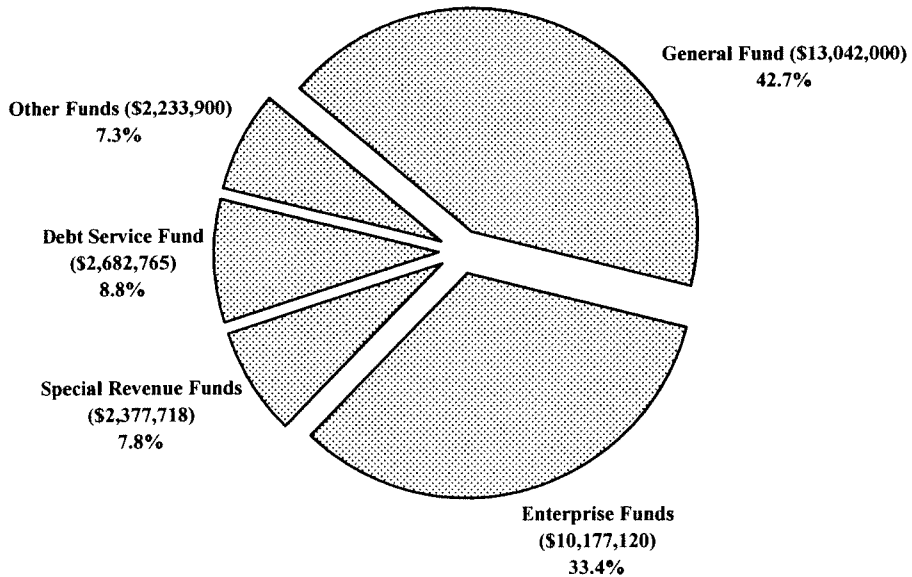
The revenue charts on the preceding page are shown net of interfund transfers. The following is a reconciliation of revenues per the summary statement to revenues net of transfers.

	<u>2006/2007</u> <u>Budget</u>	<u>2007/2008</u> <u>Budget</u>
Revenues per Summary Statement	\$ 40,989,705	\$ 43,868,212
Transfers In:		
General Fund		
Trust and Agency Funds	\$ 84,353	\$ 80,141
Special Revenue Funds	4,539,994	5,119,867
Health Insurance Fund	54,100	49,800
Debt Service Fund		
Enterprise Funds	628,466	678,768
Equipment Replacement Fund		
General Fund	128,800	0
Computer Replacement Fund		
General Fund	35,000	0
Airport Operations Fund		
General Fund	58,700	62,100
Transit Operations Fund		
General Fund	145,293	332,000
Landfill Operations		
Landfill Surcharge Reserve	22,000	22,000
Landfill Surcharge Reserves		
Landfill Operations	68,200	68,200
Landfill Closure and Post-Closure Reserves		
Landfill Operations	37,781	41,510
Transfer Station		
Landfill Surcharge Reserve	46,200	46,200
Transfer Station Closure Reserve		
Transfer Station	5,000	6,700
Water Pollution Control Fund		
Sewer Reserve Funds	62,600	0
Sewer Reserves		
Water Pollution Control Fund	450,000	270,000
Collection & Drainage Fund	0	180,000
Storm Water Operations Fund		
Water Pollution Control Fund	41,750	0
Collection & Drainage Fund	41,750	0
Collection & Drainage Fund		
Water Pollution Control Fund	<u>0</u>	<u>37,700</u>
Total Transfers In	<u>6,449,987</u>	<u>6,994,986</u>
Non-Budgeted Fund		
Equipment Services Operations	<u>800,300</u>	<u>854,200</u>
Budgeted Revenues Net of Transfers	<u>\$ 33,739,418</u>	<u>\$ 36,019,026</u>

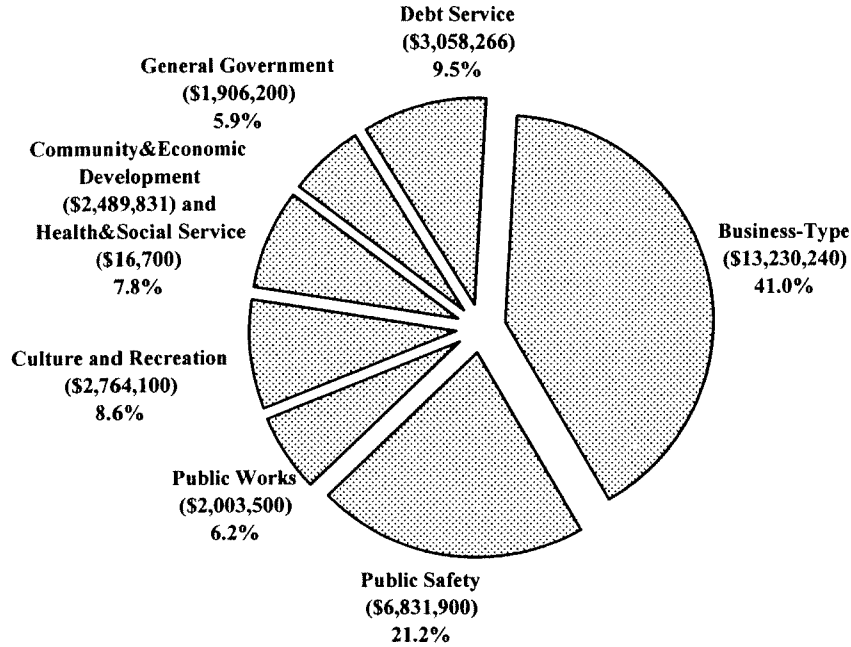
**All City Operating Expenditures By Fund
Budget 2007/2008
\$32,300,737**



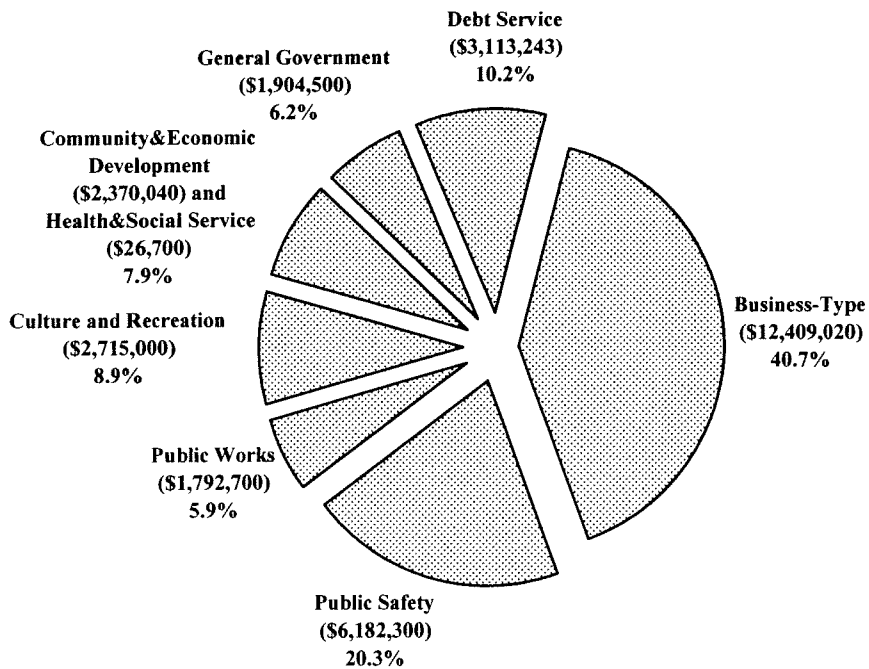
**All City Operating Expenditures By Fund
Budget 2006/2007
\$30,513,503**



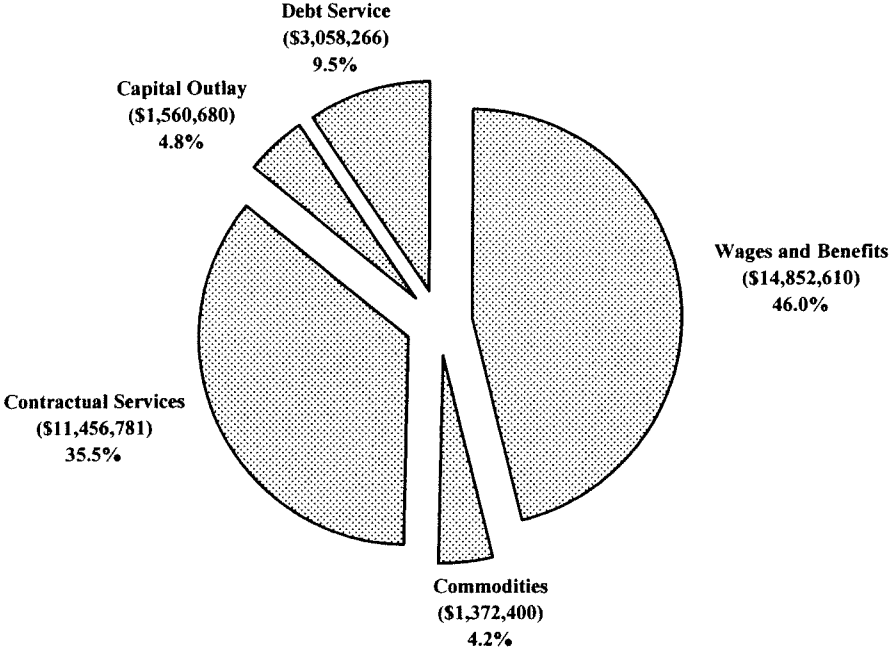
**All City Operating Expenditures By Function
Budget 2007/2008
\$32,300,737**



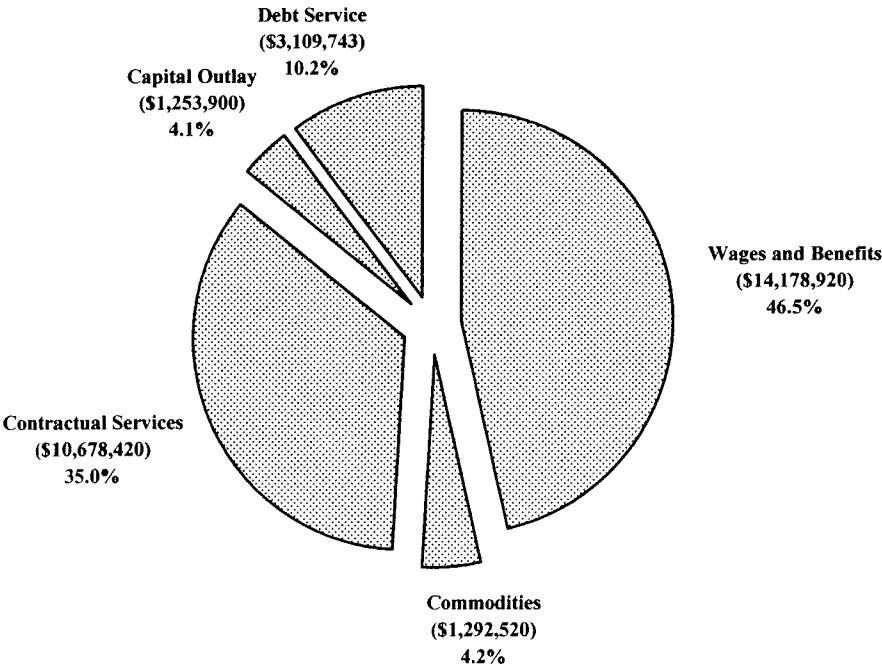
**All City Operating Expenditures By Function
Budget 2006/2007
\$30,513,503**



**All City Operating Expenditures By Type
Budget 2007/2008
\$32,300,737**



**All City Operating Expenditures By Type
Budget 2006/2007
\$30,513,503**



**All City Funds Operating Expenditures
Reconciliation Information**

The expenditure charts on the preceding pages are shown net of interfund transfers. The following is a reconciliation of expenditures per the summary statement to expenditures net of transfers.

	<u>2006/2007 Budget</u>	<u>2007/2008 Budget</u>
Expenditures per Summary Statement	\$ 41,250,075	\$ 45,676,771
Transfers Out:		
General Fund		
Transit Operations Fund	\$ 145,293	\$ 332,000
Airport Operations Fund	58,700	62,100
Equipment Replacement Fund	128,800	0
Computer Replacement Fund	35,000	0
Capital Projects Fund	45,085	45,348
Trust and Agency Funds		
General Fund	84,353	80,141
Special Revenue Funds		
General Fund	4,524,994	5,104,867
Capital Projects Fund	3,421,500	5,486,400
Landfill Operations Fund		
Landfill Surcharge Reserve	68,200	68,200
Landfill Closure/Post-Closure Reserve	37,781	41,510
Debt Service Fund	75,654	117,717
Landfill Surcharge Reserve		
Landfill Operations Fund	22,000	22,000
Transfer Station Fund	46,200	46,200
Refuse Collection Fund		
Debt Service Fund	103,669	104,091
Transfer Station Operations Fund		
Transfer Station Closure Reserve	5,000	6,700
Water Pollution Control Fund		
Debt Service Fund	449,143	456,960
Sewer Reserves	450,000	270,000
Storm Water Operations	41,750	37,700
E.P.A. Replacement Reserve		
Water Pollution Control Fund	14,800	0
Depreciation, Extension and Improvement Reserve		
Water Pollution Control Fund	47,800	0
Capital Projects Fund	25,000	0
Collection & Drainage		
Storm Water Operations	41,750	0
Sewer System Reserves	0	180,000
Health Insurance Fund		
General Fund	<u>54,100</u>	<u>49,800</u>
Total Transfers Out	<u>\$ 9,926,572</u>	<u>\$ 12,511,734</u>
Non-Budgeted Fund		
Equipment Services Operations	<u>810,000</u>	<u>864,300</u>
Budgeted Expenditures Net of Transfers	<u>\$ 30,513,503</u>	<u>\$ 32,300,737</u>